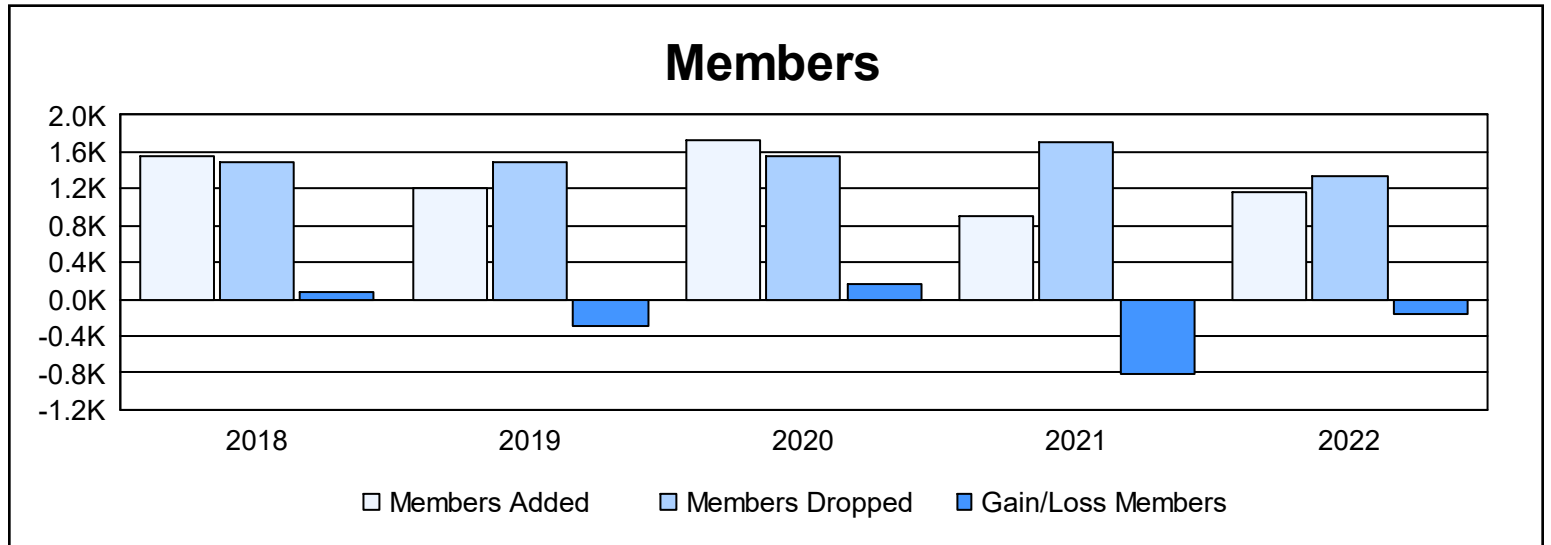
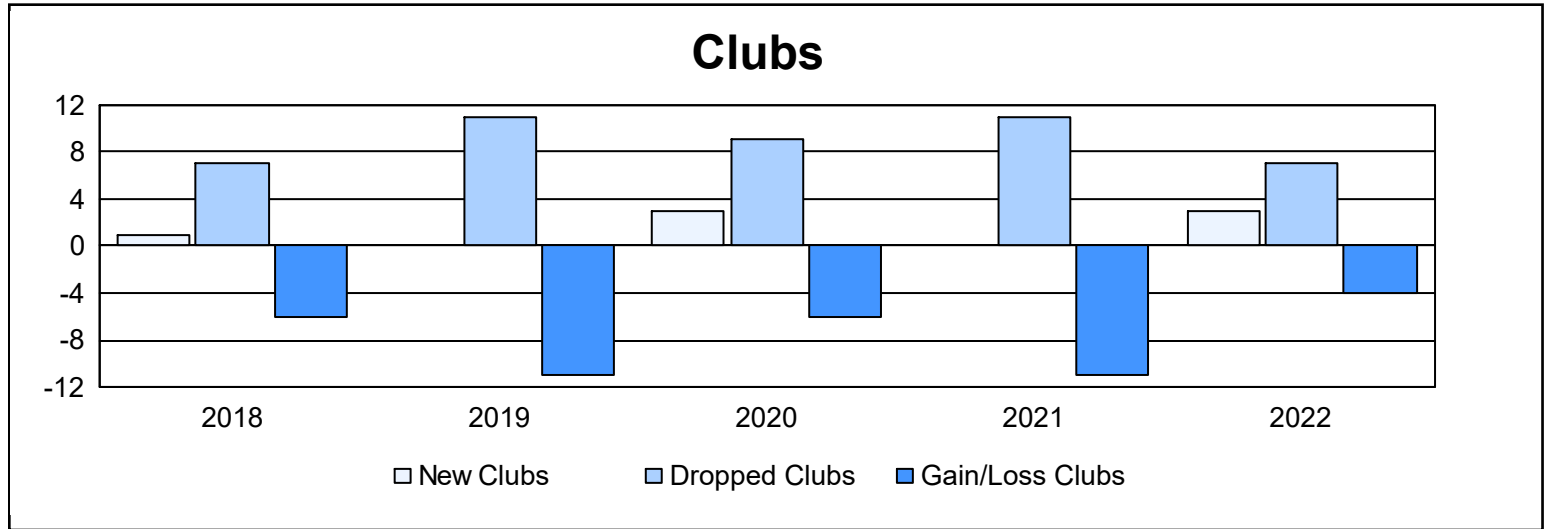
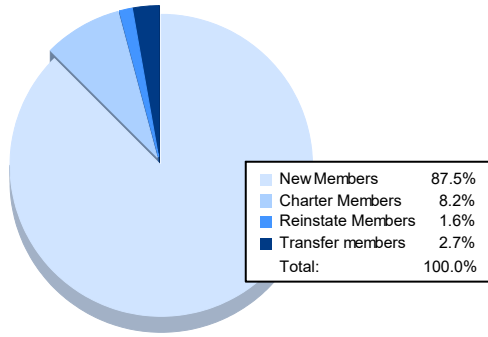


| Year           | New Clubs | Dropped Clubs | Gain/ Loss Clubs | New Members  | Charter Members | Reinstate Members | Transfer Members | Total Member Added | Total Members Dropped | Gain/ Loss Members |
|----------------|-----------|---------------|------------------|--------------|-----------------|-------------------|------------------|--------------------|-----------------------|--------------------|
| 2017-2018      | 1         | 7             | -6               | 1,451        | 30              | 26                | 49               | 1,556              | 1,487                 | 69                 |
| 2018-2019      | 0         | 11            | -11              | 1,149        | 0               | 18                | 47               | 1,214              | 1,497                 | -283               |
| 2019-2020      | 3         | 9             | -6               | 1,536        | 77              | 64                | 51               | 1,728              | 1,560                 | 168                |
| 2020-2021      | 0         | 11            | -11              | 805          | 9               | 27                | 54               | 895                | 1,715                 | -820               |
| 2021-2022      | 3         | 7             | -4               | 1,018        | 95              | 19                | 31               | 1,163              | 1,328                 | -165               |
| <b>Average</b> | <b>1</b>  | <b>9</b>      | <b>-8</b>        | <b>1,192</b> | <b>42</b>       | <b>31</b>         | <b>46</b>        | <b>1,311</b>       | <b>1,517</b>          | <b>-206</b>        |



### Membership Composition June 2022 Cumulative



### Gender Composition June 2022 Cumulative

